

Market Report

March, 2024



1750 James Apartments

1750 James Ave
Miami Beach, FL 33139

Every month we compile this comprehensive market report focus on 1750 James Apartments in this convenient and easy to read format. Our data comes from more than six different sources including MLS Associations, County Offices and Financial Institutions. Get this report for free every month on our website [1750jamescondosforsale.com](https://www.1750jamescondosforsale.com).

Property Stats

POSTAL CODE 33139

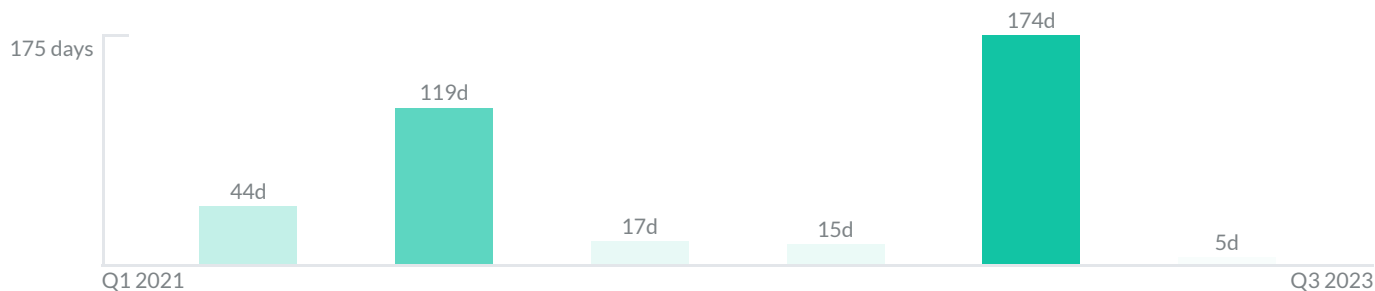
The property stats graph represents the median price evolution since ten years in your postal code area.



Similar Properties

DAYS ON THE MARKET

Everyday 3 months we monitor how many days it takes for similar properties to be sold. This is also a good indicator to know when to buy or sale!



Mortgage Rates

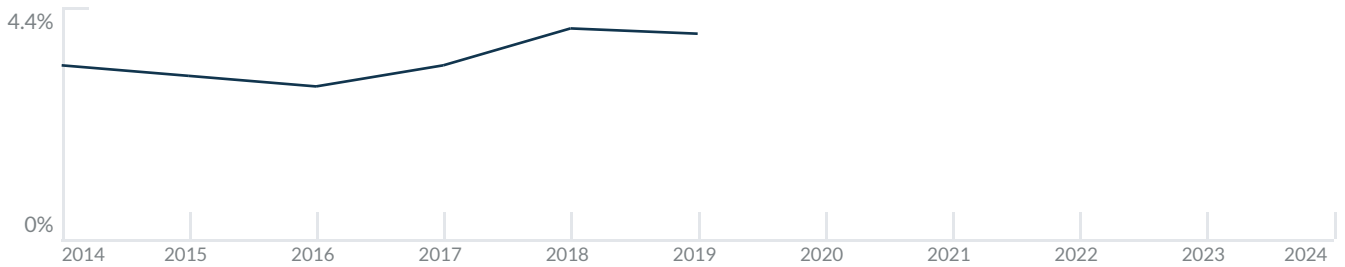
PER YEAR

Understanding mortgage economics is important when you want to buy with a loan. Below is the historical yearly average mortgage rates in the Unites States retrieved from Freddie Mac©

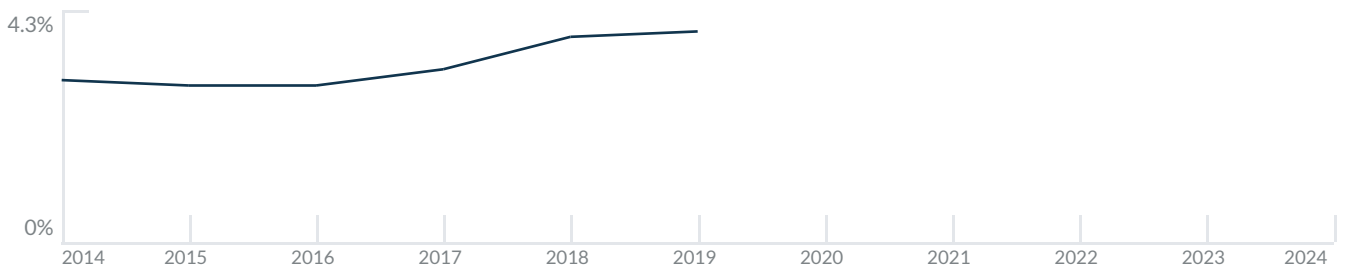
30 YEARS FIXED 4.4%



15 YEARS FIXED 3.9%



5/1-YEAR ADJUSTABLE 3.9%



Schools

CLOSEST

Having good schools nearby is important if you have kids or plan to rent or sell your home. Ratings are retrieved from the leading independent and nonprofit GreatSchools©

ELEMENTARY SCHOOL	MIDDLE SCHOOL	HIGH SCHOOL
School For Advanced Studies in Math	De Hostos Youth Leadership Charter School	Senior High School
10/10	1/10	10/10

Insights

IN 1750 JAMES APARTMENTS

Below the average listing prices of available unit per property type.



Activity

SOLD OR RENTED

Below the latest transactions reported by the local MLS Association for 1750 James Apartments

\$1,600	1 0	UNIT 7J	RENTED DEC 2023
\$1,900	2 1	UNIT 3L	RENTED NOV 2023
\$2,100	2 1	UNIT 9K	RENTED SEP 2023
\$223,000	1 0	UNIT 9H	SOLD AUG 2023
\$1,900	2 1	UNIT 7K	RENTED JUL 2023
\$2,000	2 1	UNIT 6A	RENTED JUL 2023

Sold

LAST 20 PROPERTIES SOLD IN 1750 JAMES APARTMENTS

Unit	Price	Beds/Baths	\$/Sqft	Sqft	Buying Date	Days on Market
9H	\$223,000	0/1	\$607.6	367	Aug 2023	5
9G	\$289,000	1/2	\$296.7	974	Apr 2023	174
9L	\$238,000	1/2	\$302.8	786	Aug 2022	15
9A	\$279,000	1/2	\$355.0	786	Jun 2022	N/A
N/A	\$255,000	1/2	\$324.4	786	May 2022	13
5A	\$190,000	1/2	\$241.7	786	May 2022	3
7A	\$220,000	1/2	\$279.9	786	Apr 2022	41
9C	\$210,000	1/1	\$342.0	614	Apr 2022	6
10L	\$270,000	1/2	\$343.5	786	Apr 2022	20
7L	\$220,000	1/2	\$279.9	786	Feb 2022	119
10L	\$205,000	1/2	\$260.8	786	Mar 2021	74
9H	\$117,000	0/1	N/A	N/A	Feb 2021	14
9A	\$270,000	1/2	\$343.5	786	Dec 2020	245
4D	\$279,999	1/2	\$286.0	979	Nov 2020	141
6G	\$310,000	1/2	\$318.3	974	Jul 2020	84
7C	\$179,000	1/1	\$291.5	614	Feb 2020	47
6B	\$184,900	1/1	\$231.1	800	Nov 2019	268
4C	\$229,000	1/1	\$373.0	614	Nov 2019	57
6B	\$269,000	1/2	\$359.6	748	May 2019	139
8K	\$249,000	1/2	\$332.9	748	Apr 2019	90

Rented

LAST 20 PROPERTIES RENTED IN 1750 JAMES APARTMENTS

Unit	Price	Beds/Baths	\$/Sqft	Sqft	Rented Date	Days on Market
7J	\$1,600	0/1	\$4.4	367	Dec 2023	80
3L	\$1,900	1/2	\$2.4	786	Nov 2023	29
9K	\$2,100	1/2	\$2.8	748	Sep 2023	20
7K	\$1,900	1/2	\$2.5	748	Jul 2023	107
6A	\$2,000	1/2	\$2.5	786	Jul 2023	8
7K	\$1,850	1/2	\$2.5	748	Feb 2022	9
4F	\$1,500	1/1	\$2.0	748	Jun 2021	36
8G	\$1,550	1/2	\$1.6	974	Apr 2021	60
10A	\$1,400	1/2	\$1.8	786	Oct 2020	44
4B	\$1,399	1/2	\$1.9	748	Oct 2020	32
6A	\$1,600	1/2	\$2.0	786	Aug 2020	37
3L	\$1,450	1/2	\$1.8	786	Mar 2020	32
7K	\$1,400	1/2	\$1.9	748	Dec 2019	60
4J	\$1,100	0/1	\$2.0	550	Nov 2019	17
3B	\$1,525	1/1	\$2.0	748	Jul 2019	28
4B	\$1,550	1/1	\$2.1	748	Jul 2019	27
6A	\$1,800	1/2	\$2.3	786	Apr 2019	45
8G	\$1,550	1/2	\$1.6	974	Apr 2019	6
9E	\$1,695	1/2	\$2.3	748	Jan 2019	193
7D	\$1,850	1/2	\$1.9	979	Nov 2018	12

Currently Listed

ACTIVE LISTINGS 1/1

Unit	Price	Beds/Baths	\$/Sqft	Sqft	Listing Date	Owner
3A	\$270,000	1/2	\$343.5	786	Nov 2022	N/A
5K	\$2,400/mth	1/2	\$3.2	748	Jan 2024	GREGORY SO...